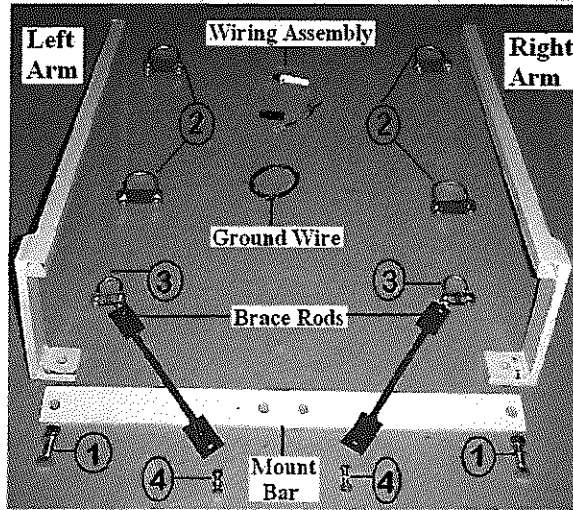


CARTON "T" MOUNTING INSTRUCTIONS

THIS REPLACES MOUNTING BRACKETS FOR HONDA, KAWASAKI, YAMAHA, SUZUKI AND ATV'S WITH METAL RACKS



ASSEMBLY OF CARTON "T"

Connect mount bar to left and right arm as in photo #1. Do Not Tighten.




Photo #1




Photo #2

Set rack mount bars on rear rack of ATV. Using large U-bolts – connect to rack as shown in photo #2




Photo #3

The mount bar should be 6" to the rear of your ATV rack. Space is needed for the handle on the GT-77 to open to the size you need. See photo #3. Now tighten 4 U-bolts holding seeder hitch to your ATV rack. Tighten mount bar to rack mount at this time. The seeder must be assembled before going any farther. Make sure this is done.

Connect seeder to mount bar with two 1/2" X 1" bolts in base of casting. **LEAVE LOOSE!!** See Photo #4.



Photo #4

Brace rods now can be attached to the U-Bolts as in Photo #5. Attach brace rods to ear of casting with bolt coming from bottom up. **DO NOT TIGHTEN!**




Photo #5




Photo #6

Connect small U-bolts to tubing as in Photo #6. **LEAVE LOOSE!!** They must point down.




Photo #7

Push top of seeder toward back of ATV. Tighten all brace rods and U-bolts at this time. Tighten 2-1/2" bolts holding casting to mount bar. Seeder must be secure at this time. See Photo #7.

1. Connect orange wire on motor to push-pull switch. (Make sure this wire will not be in spread pattern). Photo #8.
2. Connect long wire to other side of switch and run other end to battery. Photo #9.
3. Connect orange fuse wire to battery, + Positive side. Make sure the battery wire has been disconnected from the wire going to seeder. Photo #10.
4. Connect fuse wire to long wire and pull up on switch. If seeder does not start, connect a ground wire from seeder to a good ground on your ATV or - negative on battery. Photo #10.




Photo #8





Photo #9



Photo #10



Kasco Mfg. Co., Inc.
170 West 600 North
Shelbyville, IN 46176
Phone: 800-458-9129
www.kascomfg.com

(CARTON T)